

# LAKESHORE REALTY

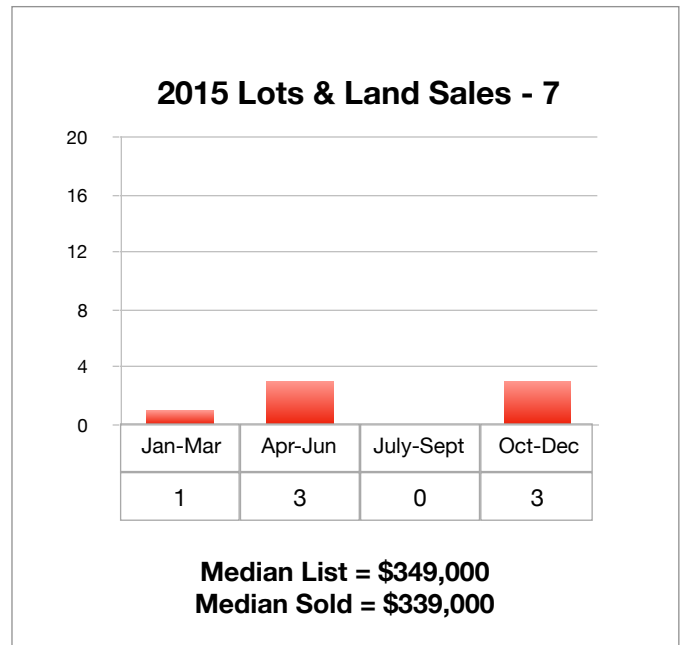
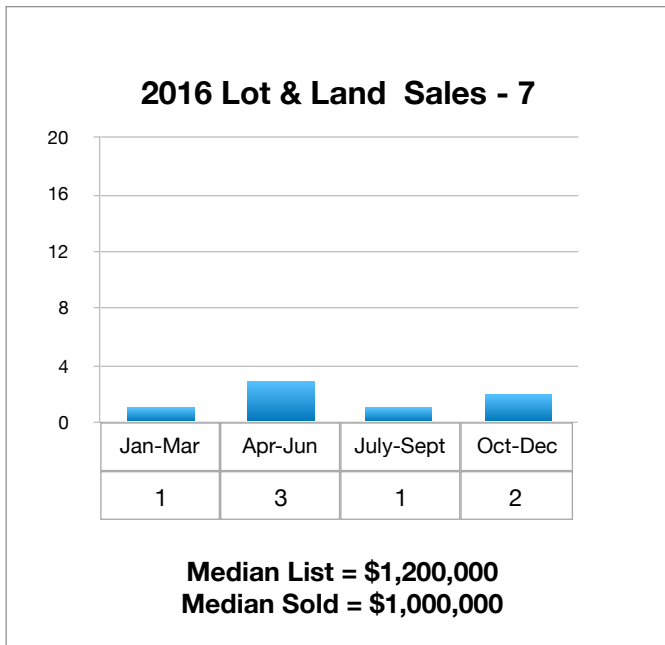

## Lots & Land | 1st Quarter 2018 | 1/1/2018-3/31/2018

Subdivision	# Sold	Low	Median	High	DOM
Apollo	1	\$345,000	-	-	726
Jennifer	1	\$185,000	-	-	824
<b>Total</b>	<b>2</b>	<b>\$185,000</b>	-	<b>\$345,000</b>	<b>744</b>



Price Range	Lots & Land
\$0 - \$600,000	= 2
\$600,000 - \$800,000	= 0
\$800,000 - \$1,000,000	= 0
\$1,000,000 - \$1,200,000	= 0
\$1,200,000 - \$1,400,000	= 0
\$1,400,000 - \$1,800,000	= 0
\$1,800,000 - \$2,000,000	= 0
\$2,000,000 - \$2,500,000	= 0
\$2,500,000 - \$3,000,000	= 0
\$3,000,000 - \$4,000,000	= 0
\$4,000,000 - \$5,000,000	= 0
\$5,000,000 - \$8,000,000	= 0
\$8,000,000 +	= 0

## Quarterly Sales 2015-2018 Lot & Land Sales



# LAKESHORE REALTY

## 2007-2018 Lots & Land Quarterly Sales

