

LAKESHORE REALTY

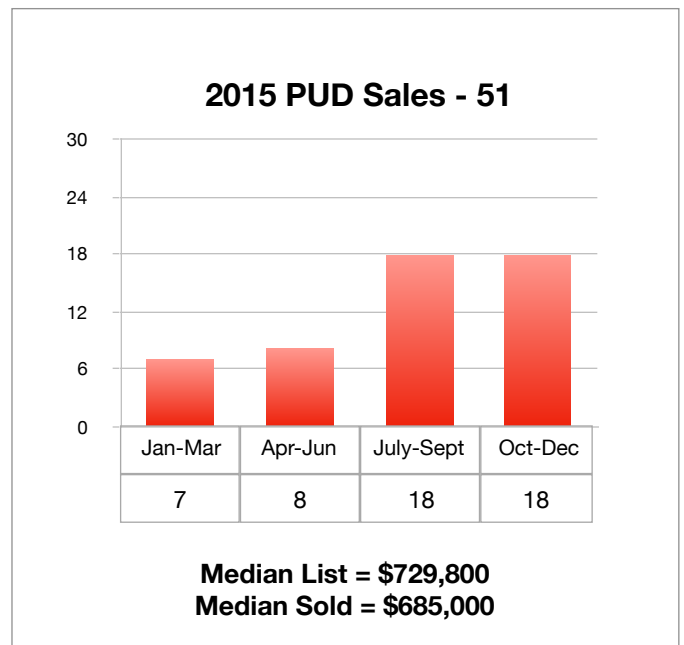
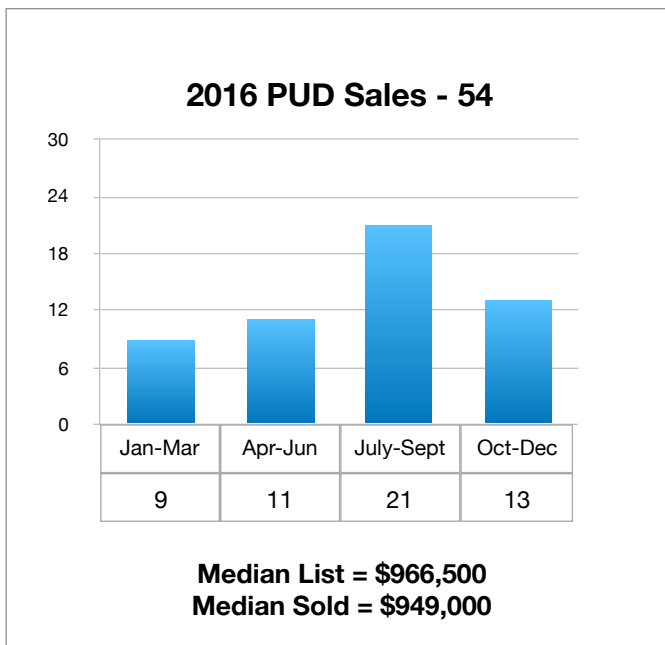
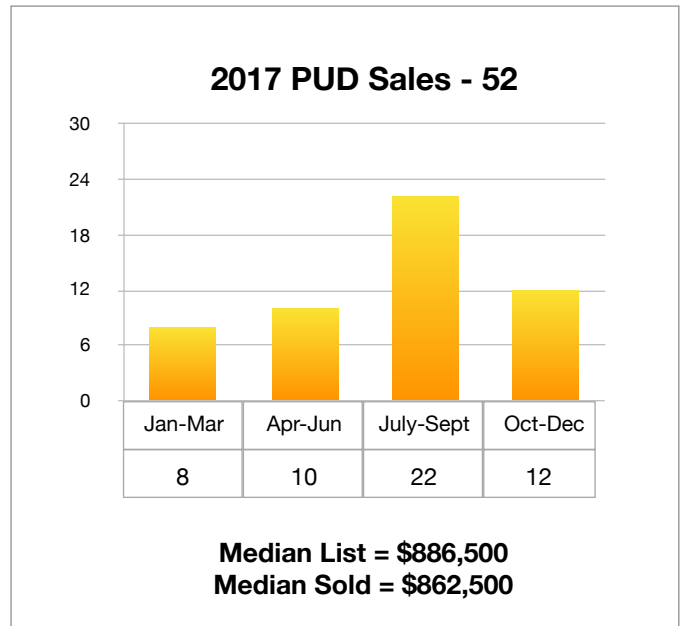

Sold PUD's | 1st Quarter 2018 | 1/1/2018-3/31/2018

Complex	Listings	Low	Median	High	DOM
Tyrolian Village	2	\$730,000	-	\$1,120,000	128
Tyrolia	3	\$775,000	\$825,000	\$1,030,000	248
Red Cedar Estates	1	-	-	\$1,100,000	192
Lodgepole Parque	2	\$1,100,000	-	\$1,175,000	114
Incline Pines	1	\$719,000	-	-	81
Incline Creek Estates	4	\$1,175,000	\$1,482,500	\$1,659,358	387
Total	13	\$719,000	\$1,150,000	\$1,659,358	234



Price Range	Homes
\$0 - \$600,000	= 0
\$600,000 - \$800,000	= 3
\$800,000 - \$1,000,000	= 1
\$1,000,000 - \$1,200,000	= 6
\$1,200,000 - \$1,400,000	= 1
\$1,400,000 - \$1,800,000	= 2
\$1,800,000 - \$2,000,000	= 0
\$2,000,000 - \$2,500,000	= 0
\$2,500,000 - \$3,000,000	= 0
\$3,000,000 - \$4,000,000	= 0
\$4,000,000 - \$5,000,000	= 0
\$5,000,000 - \$8,000,000	= 0
\$8,000,000 +	= 0

Quarterly Sales 2015-2018 Planned Unit Development Sales



2007-2018 PUD Quarterly Sales

